



## Technical Bulletin

**Control: ECO-0600**

**Application: Independent Setpoint**

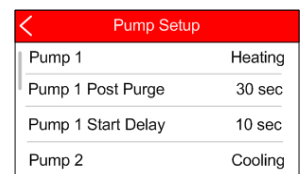
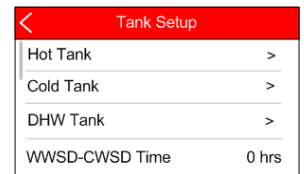
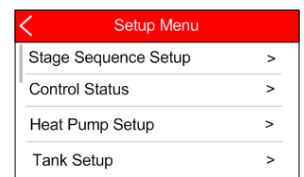
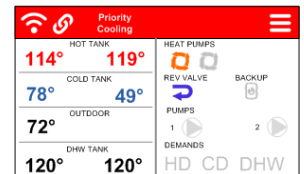
**Version: 2.05 ≥**

With the latest addition in firmware the ECO-0600 has the option to control a separate setpoint that will act independent to what the other tanks or the heat pumps are doing. This independent setpoint will be controlled via use of the DHW sensor input in combination with specific settings to enable the DHW to act as this setpoint.

The following setup will enable the DHW to act at as an independent setpoint.

- Under DHW Tank Setup
  - a) **Use DHW Tank** to **OFF**. This will enable the DHW as an independent setpoint. The **DHW Target** and **Differential** will be the target and differential that the setpoint will follow. When **Use DHW Tank** is set to **ON** this will enable to DHW to act as a setpoint with priority over the other tanks and **WILL** affect heat pump control.
- Under Pump Setup
  - a) Pump (1 or 2) set as DHW will act to turn on with the setpoint. Any pump set to DHW must have a **Post Purge** set to at least 10 seconds.

With the settings configured as such and the sensor for the setpoint wired to the DHW sensor input this will enable any pump contacts set as DHW to turn regardless of the other tanks running and regardless of CWSD or WWSD without affecting the heat pump operation.



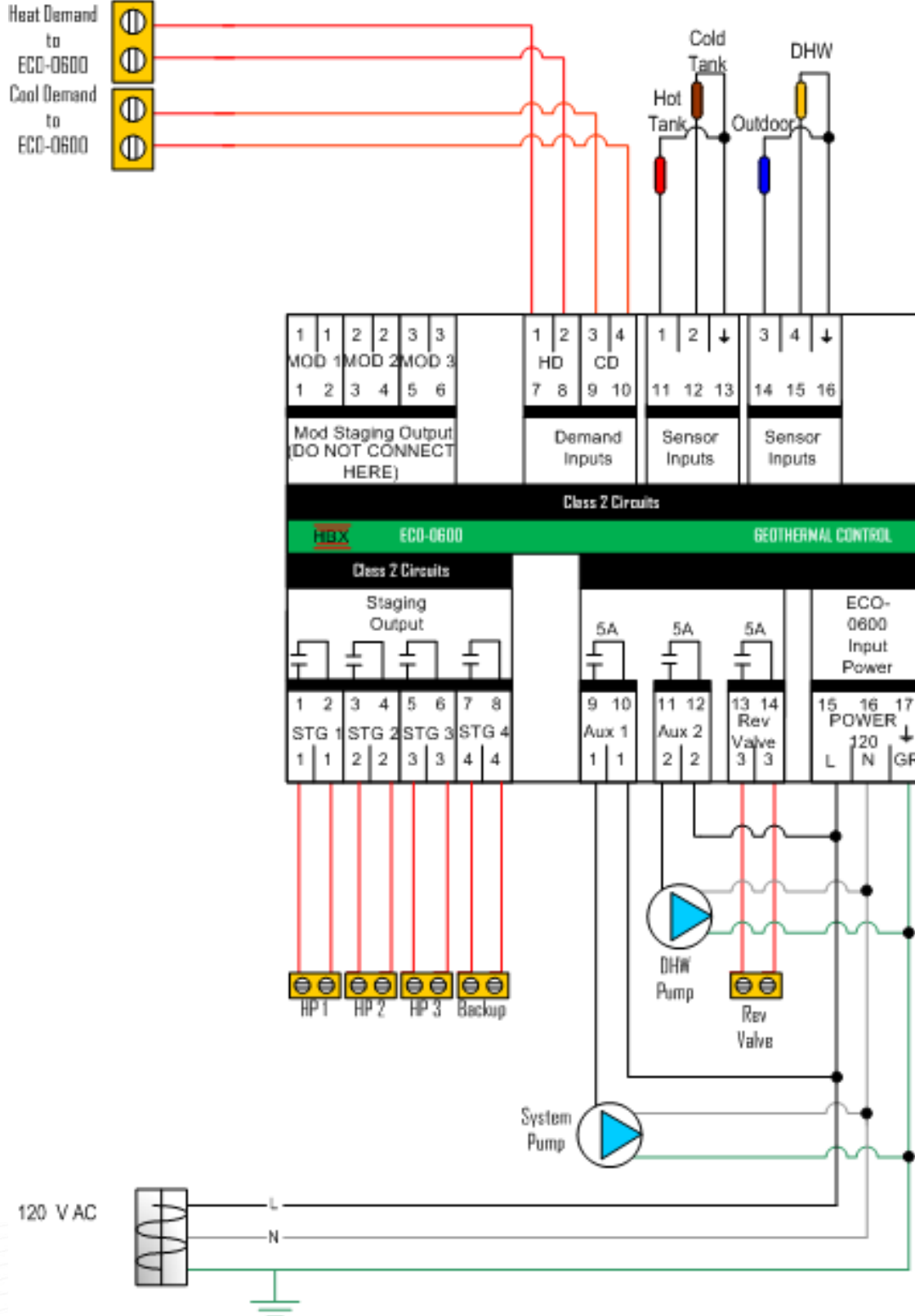
### Contact Information

4516-112th Avenue SE  
Calgary, Alberta T2C 2K2  
CANADA

Phone: +1 (403) 720 0029  
Fax: +1 (403) 720 0054  
Email: info@hbxcontrols.com



Control Systems Inc.



### Contact Information

4516-112th Avenue SE  
Calgary, Alberta T2C 2K2  
CANADA

Phone: +1 (403) 720 0029  
Fax: +1 (403) 720 0054  
Email: info@hbxcontrols.com

Comfort  
Control  
Innovation